



# TACTICAL ASSESSMENT

**Author: NIM Development Team/Grampian Police**  
**Owner: Superintendent Adrian Watson**



**RESTRICTED**

**RESTRICTED**



# **Aberdeen Community Safety Partnership**

## **Tactical Assessment 15 March 2009 – 25 April 2009**

Author: NIM Development Team/Grampian Police  
Owner: Superintendent Adrian Watson

This document is classified **RESTRICTED** in terms of the Government Protective Marking Scheme and should be handled accordingly. **Dissemination should be limited to the members of the Community Safety Partnership and their deutes only.** Approval from the owner of this document must be sort before the document is copied or disseminated further.

**RESTRICTED**

## **Contents**

INTRODUCTION	4
Current Community Safety Partnership Control Strategy Priorities	4
PROGRESS OF ACTIONS	5
CRIME PERFORMANCE AGAINST TARGETS	7
CONTROL STRATEGY PRIORITIES	8
Antisocial Behaviour	8
Domestic Abuse	12
Serious and Violent Crime	14
Enforcement	15
Fire Safety (Wilful Fire-raising)	16
Controlled Drugs	17
Total Number of Drug Offences	17
By Inspector Area	17
Aberdeen Division: 12    Moray: 1    Aberdeenshire: 2	20
Total Drug related Deaths – 2009 (to date)	20
15 (% of Scottish total to be obtained)	20
Total Drug related Deaths - 2008	20
Total Drug related Deaths - 2007	20
Total Drug related Deaths - 2006	20
Total Drug related Deaths - 2005	20
Total Drug related deaths - 2004	20
<b>The Sex Industry</b>	26
EMERGING ISSUES	28
RECOMMENDATIONS - EMERGING ISSUES	28
DATE OF NEXT MEETING	28
APPENDIX 'A'	29
Submission and Meeting Dates for 2009	29
Useful Contact Details:	29

## **INTRODUCTION**

### Aim

This assessment has been produced to inform the Aberdeen Community Safety Partnership Tactical Tasking and Co-ordinating Group of the following:

- The overall picture of crime and other community safety-related issues in accord with Partners' control strategy priorities with particular focus upon: crime trends and other series, emerging 'hotspot' areas and the selection of targets.
- The impact of Partners' activity on crime and community safety-related incident levels.
- Current and emerging issues of exception ie high risk that fall outside the divisional control strategy.

### Purpose

The purpose of the tactical assessment is to enable the Community Safety Partnership's Tasking and Co-ordinating Group (T&CG) to make well informed resource allocation decisions, balanced against priorities in Partners' control strategies and exceptional issues of risk. This will be achieved by reviewing intelligence, prevention and enforcement plans and currently agreed operational activity. New operations and problems will be identified by reviewing current intelligence taking into account the data provided as noted below.

### Method

The assessment is based on data extracted from crime and incident records, partnership agency data and analytical and intelligence products. Where shown in this assessment, performance figures have been supplied by the Aberdeen Division Crime Analysts and their counterparts in partner agencies.

### Sensitivity of Report

The audience for this report is intended to be as wide as possible, whilst noting the sensitive nature of the contents. This document is classified as 'Restricted' and therefore may be circulated freely within the Community Safety Partnership. However, contact should be made with Superintendent Adrian Watson before this report can be disseminated further.

### Current Community Safety Partnership Control Strategy Priorities

- Controlled Drugs.
- Antisocial Behaviour.
- Domestic Abuse.
- Serious and Violent Crime.
- Fire Safety (Wilful Fire-raising).
- The Sex Industry.

These are the areas concentrated on in this assessment. Additionally, regular scanning is undertaken in order to identify emerging trends and address predicted threats, usually of exceptional risk, that may fall outside the current control strategy.

## PROGRESS OF ACTIONS

Description	Owner	Action	Results and Progress	Status
Hot Spot analysis to be provided that shows the top areas of Youth Disorder and Motorcycle annoyance. Information on peak offenders should also be passed separately to Neil Carnegie, Community Safety Manager, ACC.	Laura Patterson ASB Analyst Grampian Police	Hot Spot Analysis	A report was completed and sent to Neil Carnegie on the 11/05/2009 highlighting hotspot area within Aberdeen relating to Youth Disorder and Motorcycle incidents.	Complete
Liaise with Grampian Fire and Rescue to ascertain current wilful fire hotspots for the tasking of City Wardens.	Neil Carnegie Community Safety Manager ACC	Operational tasking	Information on hot spot streets received and notified to City Warden teams.	Complete
Provide feedback to the Partnership from a meeting to discuss the number and nature of noise related calls.	Neil Carnegie Community Safety Manager ACC	Feedback	Meeting held between Inspector Fitzgibbon, Karen McMillan from Grampian Police, and Peter Ewen and Neil Carnegie from Aberdeen City Council. Monitoring system introduced to help understanding of noise calls handling and to identify more. These may be dealt with by the ASBIT rather than police. Follow up meeting 17 June 2009.	Complete
Examine the impact of 2 weekly collection practices and the impact of this on wilful fires drawing on information from cities across the UK with similar practices.	Alan Fleming Grampian Fire and Rescue	Best Practice Analysis	<p>Alan Fleming sent out a query to some Fire and Rescue Services throughout the UK requesting information on the impact of fortnightly refuse collections.</p> <p>In addition, the Data Intelligence Manager has made a request for information from her counter parts in Scotland.</p> <p>As of 8 April 2009 we have not received any figures.</p> <p>Alan Fleming however is conscious of the fact that different areas have different risk profiles therefore the impact will vary accordingly. A good example of this is Aberdeenshire.</p>	Awaiting Data
Proved feedback on how schools were selected for the "Drug Proof your Kids" programme, as well as information on how/ which future schools will be selected.	Jennie Biggs JADAT	Feedback	<p>Feedback provided by Jennie Biggs and Fraser Hogan (JADAT):</p> <p>The intended citywide rollout of the programme is being pump-primed (training and operating costs) through non-recurring funding at this time. A volunteer work force has been identified and training undertaken (November 2008) in order to try and provide sustainability of a network of trained presenters, many of who will use opportunities to link to local schools to engage with PARENTS. The programme is a communication programme aimed at parents</p> <p>The JADAT will provide support to the presenter network in order to</p>	Complete

**RESTRICTED**

**RESTRICTED**

			<p>run programmes in a variety of city locations. At the present time, Kincorth (Blue Horizon Project), and Smithfield (Primary School) have programmes in operation. There are plans to include a Northfield (Community Centre) programme during May 2009.</p> <p>Further training events to expand the network of volunteers will take place during 2009.</p>	
<p>Provide a response to the concerns of the Partnership raised at the meeting on 14/04/2009 concerning the Sex Industry, the tolerance zone, and the redevelopment of the east end of the City.</p>	<p>Colin Walker Community Safety Manager ACC</p>	<p>Feedback</p>	<p>In relation to the former tolerance zone, the SIF stance, on advice from the PF service, is that the Prostitution (Public Places) Scotland Act 2007 prevents the reintroduction of a tolerance zone. The SIF would support a review on the impact of the new legislation and have advised Aberdeen City Centre Association accordingly.</p> <p>The SIF have made contact with the management of the new developments and through this relationship the SIF will provide advice and support re crime reduction and how to deal with the risks associated with street prostitution and Blood Borne Viruses.</p>	<p>Complete</p>

**CRIME PERFORMANCE AGAINST TARGETS**

	15/03/2009 – 25/04/2009	% change on last period	Year Target	6 Weekly Baseline	+/- on Baseline used	% of Year Target used to date
Controlled Drugs (supply only)	36	78.44% Decrease	480	53	-17	75.2%
Antisocial Behaviour <sup>1</sup>	546	1.97% Decrease	7313	813	-267	32.8%
Domestic Abuse <sup>2</sup>	297	4.21% Increase	1749	194	+103	50.7%
Serious and Violent Crime	46	13.21% Decrease	480	53	-7	44.0%
Fire Safety <sup>3</sup>	128	62.03% Increase	253	28	+100	111.86%
The Sex Industry	11	26.66% Decrease	213	24	-13	33.3%

<sup>1</sup> Number of Breach of the Peace offences.

<sup>2</sup> The number of Domestic Abuse incidents recorded by DALO Grampian Police .

<sup>3</sup> Figures provided by Grampian Fire and Rescue.

**CONTROL STRATEGY PRIORITIES**

**Antisocial Behaviour**

**STORM incidents:**

STORM incidents <b>15/03/2009 – 25/04/2009</b>	North		Central		South	
	Current Period	Previous Period	Current Period	Previous Period	Current Period	Previous Period
<b>UNDERAGE DRINKING</b>	22	6	19	19	21	9
<b>YOUTH DISORDER</b>	200	147	121	144	139	172
<b>MOTORCYCLE</b>	157	64	48	25	58	32

*Figures in italics show the number of STORM incidents for the previous 6-week period*

There has been an **8.13% increase** during this period regarding the total number of calls received by Grampian Police in relation to the above incidents of antisocial behaviour. This increase has been a result of the following:

- **82.35%** increase in **Underage Drinking (28 incidents)**
- **19.44%** decrease regarding **Youth Disorder (111 incidents)**
- **117.36%** Increase regarding **Motorcycles (142 incidents)**

**Area 1** has seen the largest decrease (**48 incidents**) regarding **Youth Disorders**.

**Area 2** has seen the largest increase (**76 incidents**) regarding **Motorcycle** incidents. This increase is likely to be the cause of a known prolific offender operating motorcycles within this area and particularly one stolen bike that have been reported on numerous occasions. Police has dealt with this offender and best efforts are being made to locate the bike. **Area 2** has also seen an increase (**12 incidents**) regarding **Underage Drinking**.

An operation took place in **Area 2** regarding tackling the problems of vandalism and antisocial behaviour of youths. The operation was a success and resulted in 10 youths being variously cautioned, detained, interviewed, charged and arrested, this is expected to act as a deterrent.

**Vandalism Offences:**

Vandalism Offences <b>15/03/2009 – 25/04/2009</b>	North		Central		South		Not Recorded	
	Current Period	Previous Period	Current Period	Previous Period	Current Period	Previous Period	Current Period	Previous Period
<b>Vandalism malicious damage and mal mischief</b>	383	168	430	215	271	69	1	1

*Figures in italics show the number of Vandalism offences for the previous 6-week period. Figures in the "Not Recorded" category have not had the beat area correctly entered into the CrimeFile, and are yet to be corrected.*

During the 6 week period, there has been a **139%** overall increase (**632 incidents**) in the number of vandalism offences.

## RESTRICTED

- This increase is likely to be the result of the school Easter holidays
- **Area 4** has seen the largest increase regarding vandalisms (**139 incidents**). An operation is set to take place within Area 4 that will include tackling community wellbeing that will identify, disrupt and disperse groups involved in antisocial behaviour or disorder.
- There has been a rise in incidents reported due to the closure of **Kaimhill Primary School** where youths have been vandalising this building, as it is unattended.

### ASBIT Neighbour Complaints:

	North		South		Central		Total	
	Current Period	Previous Period	Current Period	Previous Period	Current Period	Previous Period	Current Period	Previous Period
Neighbour Complaints	87	85	81	111	169	216	337	412

The ASBIT received 18% (75 calls) fewer complaint calls this period.

188 (56%) of calls related to Hi-Fi noise.

200 call outs were made. Using the Antisocial Behaviour etc. (Scotland) Act 2004 17 noise warnings notices were issued and 2 fixed penalty notices issued.

### ASBOs:

There are currently **82** Antisocial Behaviour Orders in force. **6** Antisocial Behaviour Orders was granted this period. **9** new Antisocial Behaviour Order applications were referred to legal services during the period.

### ASBO Breaches:

ASBO Breaches	North		Central		South	
	Current Period	Previous Period	Current Period	Previous Period	Current Period	Previous Period
<b>15/03/2009 – 25/04/2009</b>						
<b>Breach of Anti-Social Behaviour Order Act 1998</b>	2	<i>0</i>	3	<i>11</i>	2	<i>3</i>

*Figures in italics show the number of ASBO breaches for the previous 6-week period*

The majority of breaches during the period remain consistent with the level recorded during the previous period with exception of **Central** where is has seen a decrease of 8 incidents.

### Closure of Premises:

2 properties were closed the period.

### Acceptable Behaviour Contracts:

7 ABCs were in force during the period. Only 1 ABC was breached. This was breached twice.

### Aberdeen Families Project:

RESTRICTED

## RESTRICTED

The current caseload is **15** families. There is **1** family on the waiting list. **1** case was closed during the period due to antisocial behaviour ceasing.

### Antisocial Behaviour (ASB) Fixed Penalty Notices:

ASB FPNs 15/03/2009 – 25/04/2009	North		Central		South	
	Current Period	Previous Period	Current Period	Previous Period	Current Period	Previous Period
Fixed Penalty Notices	10	4	208	176	2	10

*Figures in italics show the number of ASB Fixed Penalty Notices and Fixed Penalty Notices for the previous 6-week period*

There has been a **16.23%** increase regarding the number of ASB Fixed Penalty Notices issued during the period. The number of Penalties issued in total is greatly dependant on the number issued within the City Centre, as well as the number of operations carried out in this area during the period. This increase may have been caused by the 3 public holidays resulting in more people within the City Centre.

It is anticipated that the number of Penalties issued during the coming period will be a decrease on current levels due to the end of the Easter holiday period, however bank holiday Monday may see an increase as it is aligned with pay day for most people within Aberdeen.

### Report of changes since last Tactical Assessment

British Transport Police has recorded 25 offences within the Aberdeen area during the period. 10 of these offences related to antisocial behaviour. These include offences relating to Assault, Urination, Vandalism, and Breaches of the Peace.

### Predictions for the next reporting period

- **Vandalisms / Youth Disorder** are expected to increase due to **3** School buildings being left unattended; these include **Middlefield School** and **Marchburn Schools**, which have been relocated to **Heathryburn School** on Davidson Drive as part of a successful 3 R's project that **Aberdeen City Council** has launched. Last reporting period seen a rise in the number of STORM incidents reported at **Kaimhill Primary School** as a result of it being left unattended.
- **Area 2** is expected to see a decrease within the next reporting period due to early intervention work that is being completed by **Grampian Police**.
- The number of **Fixed Penalty Notices** issued during the next reporting period is expected to decrease as a result of the end of the public holiday period.

### Recommendations

#### Prevention

- **Aberdeen City Council** to communicate any short-term/ long-term strategy regarding prevention of unauthorised access to any of the empty school buildings to all necessary authorities.
- An operation is set to take place regarding community wellbeing within Area 4, which will tackle antisocial behaviour.

RESTRICTED

## **RESTRICTED**

- **Early Intervention Work** is being carried out at **Northfield Academy** regarding pupils who are behaving antisocially within the community and school. The aim of this work is to build self esteem among the pupils and provide them with a greater understanding about **ASB** and how it affects others, thereby reducing the likelihood of them being involved in **ASB**

### **Intervention**

- A problem profile regarding Byron Square is to begin during May 2009.

### **Enforcement**

- No recommendations

### **Rehabilitation**

- No recommendations

**RESTRICTED**

## **Domestic Abuse**

### **Report of changes since last Tactical Assessment**

- The Domestic Abuse Partnership met on 30 April.
- The plan holder will be working with a small group from the DAP to finalise an Action Plan, with progress reported to the next DAP meeting towards the end of June.
- A service mapping exercise involving all services who come into contact with victims or perpetrators of domestic abuse will be carried out, once appropriate staff resources have been identified.
- Work on finalising the service specification for a service provider for the empty refuges is nearing completion.
  
- The plan holder has met with the Training Coordinator from the Grampian Gender Based Abuse Training Consortium and will attend the next Consortium meeting in late May. Training issues to be progressed over the next 6 months include:
  - Possible awareness raising amongst Council staff (Gender Equality Action Plan commitment) – discussions with HR
  - Possible e-learning module
  - Linking the training provided by the Council's DASH (Domestic Abuse Substance Misuse and Homelessness) Project (part of Social Work Service) to Consortium training plans
  - Providing training venues
  - Links with Social Work Training Unit to be pursued
- The plan holder is meeting with the local Adult Protection Committee in May to discuss the links between Adult Protection and domestic abuse.

### **Changes since last meeting**

- Between 15/03/2009 and 25/04/2009 there have been 297 DALO incidents, an increase of 12 since the last period. There have been 22 repeat victims, an increase of 1 since the last period.

### **Predictions for Next Reporting Period**

The above is likely to lead to increases in the number of incidents reported

### **Emerging Trends / Issues**

- Increased media coverage of domestic abuse, following the Strathclyde Police report on the links between football matches and increased levels of domestic abuse.
- The Minister for Housing and Communities at the Scottish Government has recently written outlining SG plans for perimeter advertising at the Old Firm match on 9 May (Domestic Abuse, there is no excuse), TV adverts (White Feather) around this match, additional Helpline staff for that weekend.
- There are also wider plans to develop a longer term programme of work, which makes links with football and targets men in general highlighting that there is no excuse for domestic abuse, and women in general highlighting the help that is available.
- NHS Grampian has appointed a temporary Gender Based Violence Coordinator. One of the posts key tasks is to roll out training on carrying out enquiries of patients on links with domestic abuse in both hospital and GP settings. This will then become mandatory practice. There is some concern about the potential impact on services.

**Recommendations:**

Prevention

- Education services will be a key target for the Training Consortium, both on providing skills for teaching staff to recognise and respond to the effects of domestic and other abuse on their pupils, and addressing abuse e.g. as part of PSE, as a preventative intervention

Intervention

- The service mapping exercise will identify gaps in service for victims and opportunities for improved joint working to fill these gaps. Perpetrator services will also be included

Enforcement

- No Recommendations

Rehabilitation

- No Recommendations

## Serious and Violent Crime

### Report of changes since last Tactical Assessment

#### Serious and Violent Crimes:

15/03/2009 – 25/04/2009	North		Central		South	
	Current Period	Previous Period	Current Period	Previous Period	Current Period	Previous Period
<b>Serious and Violent Offences</b>	6	4	30	40	10	8

1 further offence has been recorded, although the locus of this crime has not yet been confirmed.  
(shown as "Not Recorded" on Grampian Police systems.)

The number of Serious and Violent offences has decreased by **8%** during the period. While slight increases have been recorded in the North and South of Aberdeen, the Central area has recorded a **25%** decrease in the number of offences. This has been caused by targeted policing in the City Centre, which has helped to keep any disorder to a minimum.

#### Breakdown of Serious and Violent Crimes:

15/03/2009 - 25/04/2009	North		Central		South		Total	
	Recorded	Detected	Recorded	Detected	Recorded	Detected	Recorded	Detected
Assault & Robbery or Assault w I Rob	1	1	8	3	0	0	9	4
Assault with Intent to Rape	0	0	0	0	1	1	1	1
Attempted Murder	2	1	1	1	2	2	5	4
Murder	0	0	1	1	0	0	1	1
Rape	0	0	2	0	2	2	4	2
Serious Assault	3	2	18	10	5	3	26	15

While a 400% increase in the number of Attempted Murders has been recorded during the period, this equates in real terms to **4** offences. This has been the most significant increase in Serious and Violent Crime during the period. The most significant decrease has been recorded in the number of Assault and Robberies. The number of these offences has decreased by **47.1%**.

Any anticipated disorder in the City Centre was kept to a minimum over the bank holiday weekend and as a result of the international football on 28/03/2009. This was achieved through proactive weekend policing with the assistance of the Cities licensed premises.

Serious and Violent Crime in the South area of the City has risen by 25% (2 offences) during the period. The area remains, however, significantly lower than the peak, Central, area. This increase follows a slight trend over the past 2 reporting periods, and warrants passing attention. The nature of the offences that have been reported during the past 6-12 weeks suggest that these offences are linked to controlled drugs.

Predictions for the Next Reporting Period

The number of people attending licensed premises in the City Centre will be exaggerated on the evening of 27/05/2009 because of The Champions League final which will be extensively televised within City Centre licensed premises. It is believed that several of these premises are running cheap alcohol promotions. The increased number of people in the City Centre, who will have consumed alcohol, could lead to an increase in the number of Serious and Violent offences.

**Recommendations:**

Prevention

- The Central area of the City has recorded significant proportion of Serious Assaults during the past reporting period. This should be monitored over the next reporting period and, if a trend is evident, a Problem Profile should be considered.
- High visibility patrols within the City Centre at predicted times of possible alcohol fuelled offending.

Intervention

- No recommendations

Enforcement

- No recommendations

Rehabilitation

- No recommendations

## **Fire Safety (Wilful Fire-raising)**

### **Breakdown of Fire Raising**

The Wilful Fire Raising report for May 2009 is as follows

In the 6 weeks period, between 15 March and 25 April 2009, there were 128 wilful fires across Aberdeen. This is an increase on the previous figure, which showed a total of 78 wilful fires.

Again, as in previous periods, fires involving refuse and wheelie bins accounted for a significant proportion of the wilful fires, in this case 32%.

There was a significant increase in grass fires, 48 fires, which accounted for 37% of all wilful fires. Howes Road and Greyhope Road were the areas where many of the grass fires occurred. There is normally an increase in wilful fires during the Easter school holidays.

During this period there were 8 wilful dwelling fires in the city. The main areas involved were 2 & 3 with a total of 7 fires occurring in these areas. Wilful fires in dwellings pose a significant risk to life and property. Further analysis of the fire reports recorded for these fires will be conducted so as to assist the Service in directing or focusing some risk reduction activity in these areas.

### **Predictions for the Next Reporting Period**

The next meeting of the Wilful Fire Raising group is planned for 17 June 2009.

**Recommendations:** The following initiatives have been undertaken

#### **Prevention**

The latest statistics have highlighted that Manor Walk is a particular high-risk street where there has been a series of wilful fire raising. In order to reduce the amount of fire occurring there, a Refuse Amnesty is being planned for that area in the next few weeks. As per previous amnesties we will deliver a leaflet advertising the amnesty a week before the event. On this occasion we plan to print a further message increasing the awareness of wilful fires and alternative disposal opportunities.

#### **Intervention**

The Gramps schools walks on Kincorth Hill and Tullos Hill are now ongoing. The first group from Abbotswell Primary School will be taken out on 14 May. The walks will continue until 10 June 2009.

The fire reduction initiative designed to reduce wilful fires on Auchmill Golf course has started. A PowerPoint presentation has been produced and will be delivered to 3 schools in the area. The schools are Middlefield primary, which will be visited in June after their merger, Bucksburn primary P5, 6 and 7 will visit North Anderson Fire Station and Fire Officers will visit Quarryhill Primary on 18 May and 2 June.

## Controlled Drugs

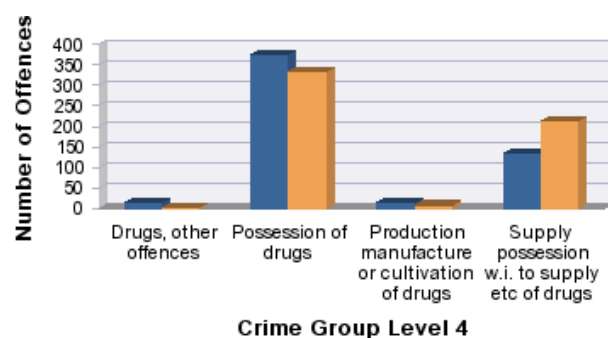
The following information comes from Grampian Police and was presented to the JADAT meeting on the 11<sup>th</sup> May 2009.

### POLICE & DAAT JOINT WORKING INFORMATION SHARING ON DRUG AND ALCOHOL ISSUES

01 February 2009 – 30 April 2009 (all data is for this time period unless otherwise stated)

#### Drugs Offences

Occurred Drugs Offences	2009	2008
Possession of drugs	334	327
Production manufacture or cultivation of drugs	8	10
Supply possession w.i. to supply etc of drugs	212	117
Drugs, other offences	3	8
<b>Total number of charges</b>	<b>557</b>	<b>462</b>



#### Total Number of Drug Offences

The table above give details of supply and possession offences for Aberdeen Division for the period between 01 February 2009 and 30 April 2009. The tables compare the figures against the same period in 2008. An overall increase of **20%** has been experienced.

#### Drug Offences in Aberdeen

(Detected figures are in brackets and only include detections of crimes/offences during this reporting period).

By Inspector Area

Main Type	Sub Type	Crime Description	A1	A2	A3	A4	A5	A6	H1	Not Recorded	Total	Detection Rates
044	002	Production manufacture or cultivation of drugs			4 (4)	2 (2)	2 (2)				8 (8)	100.0%
044	003	Supply possession w.i. to supply etc of drugs	8 (5)	48 (44)	49 (42)	57 (48)	15 (14)	33 (30)		2 (2)	212 (185)	87.3%
044	004	Possession of drugs	10 (10)	31 (31)	71 (71)	161 (150)	26 (25)	30 (30)	1 (1)	4 (4)	334 (322)	96.4%
044	099	Drugs, other offences				3 (3)					3 (3)	100.0%
<b>Total Reported</b>			<b>18</b>	<b>79</b>	<b>124</b>	<b>223</b>	<b>43</b>	<b>63</b>	<b>1</b>	<b>6</b>	<b>557</b>	
<b>Total Detected</b>			<b>(15)</b>	<b>(75)</b>	<b>(117)</b>	<b>(203)</b>	<b>(41)</b>	<b>(60)</b>	<b>(1)</b>	<b>(6)</b>	<b>(518)</b>	<b>93.0%</b>
<b>Detection Rates</b>			<b>83.3%</b>	<b>94.9%</b>	<b>94.4%</b>	<b>91.0%</b>	<b>95.3%</b>	<b>95.2%</b>	<b>100.0%</b>	<b>100.0%</b>	<b>93.0%</b>	

## RESTRICTED

There has been one offence that has been given the Beat Code of H1. This is an old code relating to Force Headquarters, Queen Street.

(More detailed tables are also available)

The highest incidence of Drugs Offences occurred in Area 4 (**40.0%**) during this period, with the City Centre alone accounting for **26.0%** of all offences in Aberdeen.

During the period 01 February 2009 and 30 April 2009 a total of **1503** stop searches were carried out in the Division, out of which **110** were positive drugs searches. A total of **21** Drug Search Warrants were executed during this period with drugs being found on **7** occasions.

Drug Supply when broken down by Drug type, Heroin represents **42.2%** of the total recorded, which is a slight decrease since the previous reporting period. The recovery of Cocaine has slightly increased during this reporting period.

Since 01/01/ 2009, Grampian Police has recovered over 5kg of controlled drugs with an estimated street value of around £200,000. Around 2.5kg of that includes Class A drugs such as Cocaine, Heroin and 'Crack' Cocaine.

A drop in the quality of Cocaine and Heroin has been witnessed in recent months. A recent seizure of 'crack' Cocaine revealed that half of this was Benzocaine, with no Cocaine content. Benzocaine is commonly cut with Cocaine, but is not a controlled drug. Dentists and Vets use it as an anaesthetic. Cocaine abusers have described feelings of 'it's so good it numbs your face' and it is suspected that this feeling is likely attributable to the presence of Benzocaine. The Benzocaine recovery was packaged identically to 'crack' Cocaine and was identical in appearance. It is suspected that this originated from the Wolverhampton area. This Benzocaine only recovery is believed to be the first in Scotland.

Another adulterant, which is commonly featuring in Cocaine recoveries, is Lignocaine, which has similar uses and effects as Benzocaine.

Again recently, recoveries have been made of 'fake' Ecstasy (MDMA) tablets, identical in appearance to actual MDMA recoveries. These have been analysed as Benzylpiperazine (BZP). This substance is freely available and openly advertised on the internet.

Various drug operations and initiatives have been carried out during this period, but the most significant was Operation Lochnagar.

The Force launched Operation Lochnagar on Monday 2 March 2009, the largest in the Force's history. It was an intelligence-led investigation targeting 'street level' drug dealers, and the related anti-social behaviour, in Aberdeen. Operation Lochnagar covered three distinct phases to tackle dealers across the city involved in the distribution and supply of Class A drugs such as Heroin and 'Crack' Cocaine. There was also extensive work done in the affected communities to improve the quality of life for residents.

This intelligence-led operation involved up to 150 members of staff from across the Force, including 12 strike teams. Operation Lochnagar was instigated in response to increased public concern about drug dealing and anti-social behaviour throughout the city of Aberdeen.

An informal meeting between partner organisations has taken place and the respite for people living in areas where drug dealing is common has been agreed as a positive outcome. Clearly the operation has impacted on the prison, criminal justice social work, the courts and the families

RESTRICTED

## RESTRICTED

of those charged. Many have pled guilty and sentences for 2 and 2.5 years have been given with more cases coming on a guilty plea for sentencing and to court for trial.

Forward actions include

- Analysis of a selection of individuals charged, their offending profile and past access to ending offending and treatment programmes ( if drug users themselves)
- The opportunity of improving resilience within communities in the absence of particular individuals
- Discussion within the Criminal Justice and Community Safety Sub Group of the JADAT on the impact on other services and the opportunities presented by the current situation
- Further consideration of child protection issues and outcomes associated with the operation
- A formal debrief by Grampian Police to all partners at a future date

The JADAT congratulated Grampian Police on Lochnagar at its meeting.

Grampian Police in relation to Operation Lochnagar carried out the following activity:

- 102 drug search warrants executed in Aberdeen;
- 151 persons taken into custody (53 on warrant);
- Over 150 addresses visited regarding other warrant enquiries;
- £77,000 worth of drugs seized including Heroin, 'Crack' Cocaine, Cocaine, Amphetamine, Ecstasy, Cannabis Resin, Cannabis plants and Diazepam;
- Significant quantities of cash seized;
- 15 weapons seized;

Local activity under the auspices of Operation Lochnagar continues and shall do so for some time to come focussed on drug and crime related issues across the city.

Drug enforcement activity during April was greatly reduced in the wake of the helicopter tragedy, due to the significant resource commitment of the Force to the enquiry.

### **DRUG RELATED DEATHS (DRDs)**

Between 1 February and 30 April 2009, there have been 12 confirmed (and 2 suspected) DRD's in the following locations:

**Aberdeen Division: 9 (1)**

**Moray: 1**

**Aberdeenshire: 2 (1)**

In over half the cases (7) alcohol was also involved, with the drugs of predominance Diamorphine and Benzodiazepines. Amongst those who died were 3 people in responsible professions, the remainder were unemployed.

At the end of April, Grampian Police investigated 5 deaths, which were potentially drug related. Whilst the deaths were not believed to be connected, a joint media release by NHS Grampian and Drugs Action sent a health warning to the public in relation to the dangers of drug abuse. 3 have since been confirmed as drug related.

The total of confirmed DRD's for 2009 is **15**.

RESTRICTED

**RESTRICTED**

Aberdeen Division: 12      Moray: 1      Aberdeenshire: 2

<b>Total Drug related Deaths – 2009 (to date)</b>
<b>15</b> (% of Scottish total to be obtained)
<b>Total Drug related Deaths - 2008</b>
<b>42</b> (10% of Scottish Total )
<b>Total Drug related Deaths - 2007</b>
<b>37</b> (10% of Scottish Total )
<b>Total Drug related Deaths - 2006</b>
<b>47</b> (11% of Scottish Total )
<b>Total Drug related Deaths - 2005</b>
<b>23</b> (6.8% of Scottish Total )
Total Drug related deaths - 2004
<b>40</b> (10.9% of Scottish Total)
<b>Total Drug related deaths - 2003</b>
<b>31</b> (11.6% of Scottish Total)
<b>Total Drug related deaths - 2002</b>
<b>49</b> (12.3% of Scottish Total)

**Prevention**

It now seems appropriate to design a framework for prevention of drug use.

The JADAT has developed resources and approaches to alcohol related harm through the work of the Binge Drinking Harm Reduction Task group, which produced a template for five years work.

**Aberdeen JADAT Alcohol awareness and education plan 2005/2009**

<b>Non drinkers</b>	<b>Children and young people</b>	<b>Regular drinkers</b>	<b>Heavy and regular drinkers</b>
Key messages	Key messages	Key messages	Key messages
Target Groups	Target Groups	Target Groups	Target Groups
Initiatives	Initiatives	Initiatives	Initiatives

This is now being reviewed and the most significant feature of the work has been the partnership working and joint ownership of the whole agenda, and the use of an evidence based approach.

Applying these factors to the range of work on prevention with illegal drugs would give us a “spider’s web “approach which could link in effectively to the jigsaw that is the picture of drug availability and use in Aberdeen. We intend to bring a draft report to the CSP tactical group in the autumn on this subject.

**Rehabilitation**

At the next meeting of the Criminal Justice and Community Safety sub group of the JADAT ( now renamed the Alcohol and Drugs Partnership ) the common agenda with the Northern Community Justice Authority will be discussed as will the suggestion that joint working across city and shire Alcohol and Drug Partnerships may be an effective way to progress some issues. The outcome of this will be reported at a future meeting.

**Extract from report on Treatment and Support to JADAT meeting 11.05.09.**

**SMR 25:** ISD are progressing the implementation of electronic SMR 25 with a SMR 25b form required at 3 months and annually thereafter until a client is discharged from service. Aberdeen City services are well placed to undertake this from current resources. However to assist NHS Grampian SMS with the increased workload an Admin post will be created to input data.

**HEAT Target:** Waiting Times data was submitted to ISD for validation prior to benchmarking in Sept 2009 for HEAT Targets. A few minor errors have been identified and corrected. The SMS Information Analyst along with admin staff undertook a review of 2000 records on the Waiting Times system and set up electronic data transfer process to minimise errors. Proxy measures are being developed for the purposes of service planning in advance of the HEAT process being implemented. Using current data on average only 20% of clients referred accessed treatment in under 18 weeks over the past 8 quarters. This indicates that there will need to be considerable work / investment / capacity building to achieve equal access for all referrals.

**Aberdeen Prison / Integrated Drug Service:** Further to a service planning day in Feb between Bill Harrison, Karen Gunn, Bruce Davidson and Simon Rayner a proposal to establish a pilot pathway from Aberdeen Prison to the Integrated Drug Service has been agreed in principle with further operational work to be progressed with HMP Aberdeen on a six month pilot. **It was agreed at the meeting that an evaluation plan for the pilot would be agreed in advance.**

**Investments**

---

The following is a brief update on recent investments within Aberdeen City and Funding issues.

- The Scottish Government has invested with NHS Grampian an additional £900k capital in the Timmer Market Development
- The Scottish Government has invested with NHS Grampian an additional £400k towards capacity building in drug treatment services. This was on the back of an approach by the Drug Policy Unit to NHS Grampian to invest in two options: **1) Option 1:** Performance Management / IT system, **2) Option 2:** Capacity Building / Duty Triage System
- The Scottish Government has announced that there will be a 13.5% increase in drug treatment funding. The process for allocating these funds across Grampian has still to be agreed.
- There is uplift in alcohol funding for 2009/10. The amount and process for allocating these funds across Grampian has still to be agreed.
- Aberdeen City has confirmed that it will invest £500k on a recurring basis and £300k (from 2008/09) on a non-recurring basis.

## RESTRICTED

- Fairer Scotland Fund has confirmed a £98k investment in drug services.

### Waiting List

---

At the beginning of April 2007 the Waiting List in Aberdeen City was 799 with 779 (97%) waiting for NHS Drug Treatment. Based on historic performance this was projected to reach 999 by Dec 2008.

- The overall waiting list for all drug services in Aberdeen City at the end of 4<sup>th</sup> Quarter 2008/09 was 325 with 275 (84%) waiting for NHS Treatment.
- This is a reduction of 474 in the waiting list.
- On average 34% of people were assessed within 21 days of referral over the last 8 quarters.
- On average 84% of people started their treatment within 14 days of being assessed over the last 7 quarters.
- Careplanned positive discharges continue to be high for prescribed services at average of 58 per quarter.
- The drop out rate from prescribed services continues to be relatively low at an average of 37 people per quarter.
- Since 2003 the number of people in Aberdeen City in treatment within the NHS has risen from 899 to 1573 at Dec 2008.

### Phase 1 Waiting List Project

---

Phase 1 Waiting List Project has been put in place to build capacity and reduce the Waiting List by a projected 220 and take 150 additional people who have been on the waiting list the longest into treatment over 12 - 18 months from 1<sup>st</sup> August 2008 further to investment by NHS Grampian of an additional £500k recurring. The initiative is designed to allow longer term planning and capacity building in Phase 2. This team has started a number of initiatives

- **Low Threshold Prescribing:** We have initiated Low Threshold Prescribing for those involved in this scheme which improves retention and engagement
- **Improved engagement:** 80% of those who have started a pre-treatment group have completed this and gone onto mainstream treatment.
- **Performance:** In the 7 months since Phase 1 Waiting List initiative began it has taken 124 people off the Waiting List and an additional 36 people who have waited the longest into treatment.

RESTRICTED

<b>STRATEGIC PRIORITY: Reduce waiting times for drug treatment and rehabilitation services</b>									
		<b>2007 - 2008</b>				<b>2008 – 2009</b>			
<b>Indicator(s)</b>	<b>Data Source</b>	<b>Q1</b>	<b>Q2</b>	<b>Q3</b>	<b>Q4</b>	<b>Q1</b>	<b>Q2</b>	<b>Q3</b>	<b>Q4</b>
Number of people referred for treatment	SE Waiting Times Database	220	165	148	174	186	192	174	<b>172</b>
Number of people waiting for drug treatment services in Aberdeen City*	SE Waiting Times Database	799	781	779	687	612	482	370	<b>325</b>
Number of people waiting for NHS Treatment in Aberdeen City	SE Waiting Times Database	757	729	730	649	585	441	445	<b>275</b>
Number of people offered assessment	SE Waiting Times Database	186	137	121	173	146	262	121	<b>199</b>
Number of people offered assessment at SMS/IDS	SE Waiting Times Database	111	93	78	144	100	205	94	<b>184</b>
Number of clients seen in under 21 days for assessment	SE Waiting Times Database	90	51	38	44	64	58	40	<b>42</b>
% of people who were assessed within 21 days of referral	SE Waiting Times Database	48%	37%	31%	25%	43%	22%	44%	<b>22%</b>
Total Number Started Treatment	SE Waiting Times Database	117	106	84	148	101	118	110	<b>84</b>
Total Number Started Treatment Within 14 Days of Treatment Decision	SE Waiting Times Database	103	91	72	122	83	96	84	<b>69</b>
% of people who's treatment started within 14 days of assessment	SE Waiting Times Database	88%	86%	86%	82%	82%	81%	76%	<b>82%</b>

## **Integrated Drug Service**

The Integrated Drug Service is part of a redesign of drug treatment services in line with objectives of Stabilising, Moving On and Moving Out. To date they have taken on 309 referrals. Currently based in temporary accommodation, it will move to the new facilities at the Timmer Market. It brings together nursing, medical, social work and rehab staff into a new service delivery structure of Care planning and Stabilisation then returning clients to their GP for long term support. There continues to be positive feedback from practices about this development and interest from practices to join.

### **IDS Community Rehab**

There are 174 clients with the rehab team. Staff have all now been trained in using saliva testing kits and will be taking forward a pilot of testing and delivery of prescriptions as a development to de-medicalise treatment in line with the recovery agenda and reduce the impact on clinical staff in

relation to appointments etc. If a client can be seen routinely by the rehab worker then this reduces the need for clinical appointments (so long as there are appropriate checks in

## Recovery

Work continues with ACC to detail the recovery plan specifications.

### **ACTION 6: Job Centre Plus**

Job Centre Plus staffs have now attached 3 members of staff to the IDS Community Rehab. The overall target for the IDS Community Rehab is to achieve employability outcomes for 200 clients per year.

<b>Indicator(s)</b>	<b>Data Source</b>	<b>Q1</b>	<b>Q2</b>	<b>Q3</b>	<b>Q4</b>	<b>Q1</b>	<b>Q2</b>	<b>Q3</b>
All discharges from all services	SE Waiting Times Database	133	142	105	142	142	262	177
Planned Discharges for all services	SE Waiting Times Database	55	69	61	88	91	186	110
Planned discharges for Substitute prescribing	SE Waiting Times Database	8	24	26	43	72	175	81
Unplanned discharges for Substitute prescribing	SE Waiting Times Database	38	28	20	21	21	46	38
*Integrated Community Rehabilitation Service Retention Rate	IDS Community Rehab							
*Retained in treatment on substitute prescription	IDS Community Rehab							
*Number / % of people not illegal drug free per year	IDS Community Rehab							
*Illegal drug free for 3 months	IDS Community Rehab							
*Illegal drug free for 6 months	IDS Community Rehab							
*Illegal drug free for 1 year	IDS Community Rehab							
*Methadone and illegal drug free 6 months	IDS Community Rehab							
*Methadone and illegal drug free 1 year	IDS Community Rehab							

\*Figures not available

**RESTRICTED**

<b>04: STRATEGIC PRIORITY</b>			<b>INCREASE THE NUMBER OF PEOPLE RECOVERING FROM DRUG PROBLEMS ENTERING TRAINING, EDUCATION AND EMPLOYMENT</b>					
			<b>2008 – 2009 / 2009 - 2010</b>					
REF	Indicator(s)	Data Source	Q4	Q1	Q2	Q3	Q4	TOTAL
4.01	Total IDS Community Rehab Caseload	IDS Community Rehab	174					
4.02	Number of IDS community Rehab Caseload currently in work / education and not on benefits	IDS Community Rehab	0					
4.03	Number of clients not employment ready	IDS Community Rehab	162					
4.04	Number of clients registered with Job Centre Plus Advisor as in pre-employment programme	Job Centre Plus Advisor	24					
4.05	Number of clients who are on permitted work <16 hours per week	Job Centre Plus Advisor	0					
4.06	Number of clients participating in JCP provision e.g. Training For Work	Job Centre Plus Advisor	3					
	<b>TARGET</b> Number of clients registered with Job Centre Plus Advisor as Job Ready	Job Centre Plus Advisor	50	50	50	50	50	200
4.08	Actual number of new clients per quarter registered with Job Centre Plus Advisor as Job Ready	Job Centre Plus Advisor	12					
4.09	Achievement of target	Calculation	24%					
	<b>TARGET</b> Number of Clients in employment / education >16 hours per week	Job Centre Plus Advisor	50	50	50	50	50	200
4.11	Actual number of new Clients per quarter in employment / education >16 hours per week	Job Centre Plus Advisor	2					
4.12	Achievement of Target	Calculation	4%					
4.13	Number clients who have come off benefits	Job Centre Plus Advisor	6					
4.14	Number of clients retained in employment >13 weeks	Job Centre Plus Advisor	0					

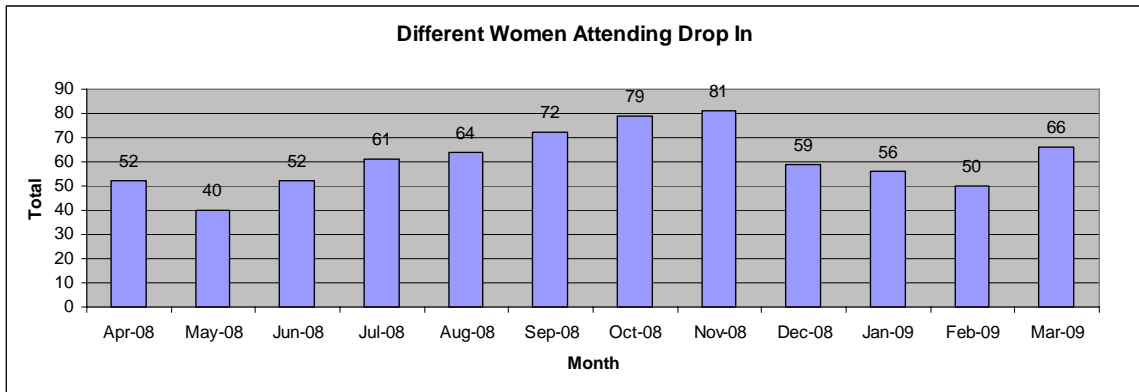
Note for Table 4: \*This initiative began in mid Feb so does not represent a full quarter.

**RESTRICTED**

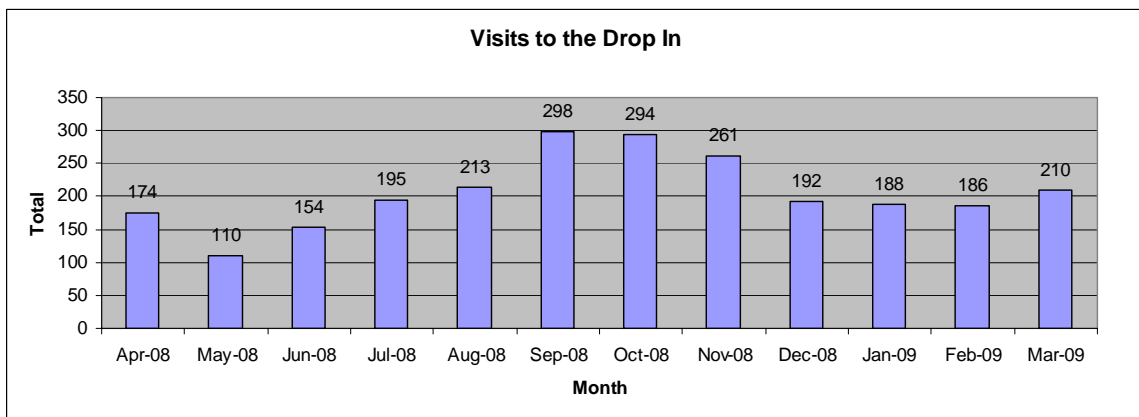
## The Sex Industry

### Quay Services – Activity Data 1<sup>st</sup> April 2008 – 31<sup>st</sup> March 2009

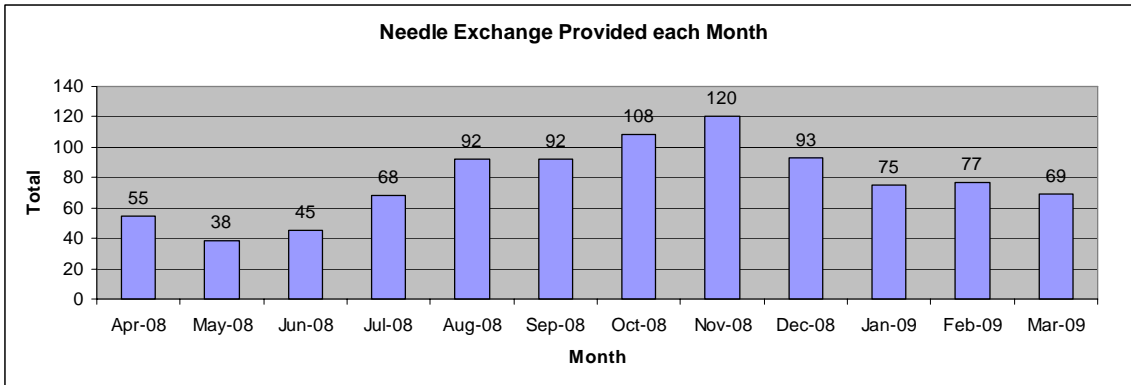
The drop-in service itself is a good example of how the delivery of opportunistic services is effective in engaging with a traditionally hard to reach group of women with 196 different women using the drop-in during 2008/2009, with 60 of those being new contacts to the service. Based on data from Grampian Police this would suggest the service is in contact with the vast majority of street sex workers known to Grampian Police.



In addition, the following table illustrates the success of the service in encouraging repeat visits to the service with a total of 2475 visits to the drop-in during 2008/2009.



The majority of women involved in street sex work are working in order to finance their own and often their partner's drug dependency. The following table illustrates the numbers of needle exchanges provided at the drop-in, illustrating the scale of problem drug use within this client group and the effectiveness of the service in engaging with women on preventing the spread of Blood Borne Viruses.



Predictions for the Next Reporting Period

- No Predictions

**Recommendations:**

Prevention

- No recommendations

Intervention

- No recommendations

Enforcement

- No recommendations

Rehabilitation

- No recommendations

**RESTRICTED**

**EMERGING ISSUES**

- Nil

**RECOMMENDATIONS - EMERGING ISSUES**

<b>Current/ Nominated Problem Profiles</b>	<b>Description</b>	<b>Owner</b>	<b>Recommendations</b>

**OTHER RECOMMENDATIONS**

Nil

**DATE OF NEXT MEETING**

7th July 2009 at 1000 hours Committee Room 4, Town House.

Submissions for the Tactical Assessment are to be submitted by 23rd June 2009.

**RESTRICTED**

**APPENDIX 'A'**

**Submission and Meeting Dates for 2009**

<b>6 Week Period</b>	<b>Submission Date</b>	<b>Chair's Pre-Meet</b>	<b>CSP Tactical Meeting</b>
15/03/2009 - 25/04/2009	12/05/2009	21/05/2009	26/05/2009
26/04/2009 - 06/06/2009	23/06/2009	02/07/2009	07/07/2009
07/06/2009 - 18/07/2009	04/08/2009	13/08/2009	18/08/2009
19/07/2009 - 29/08/2009	15/09/2009	24/09/2009	29/09/2009
30/08/2009 - 10/10/2009	27/10/2009	05/11/2009	10/11/2009
11/10/2009 - 21/11/2009	08/12/2009	17/12/2009	22/12/2009
22/11/2009 - 02/01/2009			

All Chair's Pre-Meets – Thursdays @ 3.30pm in Committee Room 3, Town House

All CSP Meetings – Tuesdays @ 10.00am in Committee Room 4, Town House

**Useful Contact Details:**

Rebecca Ball  
Intelligence Analyst  
Grampian Police

Rebecca.Ball@grampian.pnn.police.uk  
01224 305426

DS Colin Donald  
CSP Secretary  
Grampian Police

Colin.Donald2@grampian.pnn.police.uk  
01224 305478

PS Andrew Verreydt  
Police Partnership Development Officer  
Grampian Police

Andrew.Verreydt@grampian.pnn.police.uk  
01224 538049

**RESTRICTED**